

Start Strong: Fall 2021 Administrations

West Long Branch
School District
January 2022

Support in
Identifying
Student Needs

Table of Contents

- Section 1: Assessment Overview
- Section 2: District Analysis
- Section 3: Demographic Analysis

Section 1

Assessment Overview

Start Strong Assessment Overview

Start Strong Fall 2021 assessments:

- Produced information to be used as a standards-based complement to the resources used by educators in their classrooms to evaluate the needs of students.
- Were administered quickly, in person, and provided immediate results.
- As determined by the U.S. Department of Education, the administration of Start Strong satisfied federal statewide assessment requirements to administer general assessments in English language arts, mathematics, and science only for the 2020-2021 school year. The spring NJSLA schedule will resume for the 2021-2022 school year.

Start Strong Fall 2021 assessments do not:

- Replace local standards-based benchmark assessments districts may already have in place.
- Replace the spring 2022 New Jersey Student Learning Assessments (NJSLA) statewide summative assessments or are predictive of their results.

Start Strong Test Design

- Based on a **subset** of prioritized **prior-year** academic standards to provide a data point on the level of support a student may need to engage in grade-level content.
 - Ex: Grade 5 ELA Start Strong assessment is aligned to a subset of the NJSLA for Grade 4 ELA.
 - Ex: Algebra I Start Strong assessment is aligned to Grade 8 learning standards relevant to algebraic concepts.
- Used **released** high-quality items from the NJSLA item bank
- Contained efficient question types to produce on-demand results for educators
- Could be administered in 45–60 minutes

Note: The test design, which allowed for shortened testing time and immediate results, means that Start Strong results must be interpreted and used differently than NJSLA results. They do not cover the breadth and depth of standards as seen on the NJSLA and do not support the same comparisons or inferences about student proficiency.

Start Strong Grade And Content Alignment

Content Area	Grade/Course in SY 2021 - 2022	Content of the Assessment
English Language Arts (ELA)	<ul style="list-style-type: none"> • Grade 4 • Grade 5 • Grade 6 • Grade 7 • Grade 8 • Grade 9 	<ul style="list-style-type: none"> • Grade 3 • Grade 4 • Grade 5 • Grade 6 • Grade 7 • Grade 8
Mathematics	<ul style="list-style-type: none"> • Grade 4 • Grade 5 • Grade 6 • Grade 7 • Grade 8 • Algebra 1 • Geometry • Algebra 2 	<ul style="list-style-type: none"> • Grade 3 • Grade 4 • Grade 5 • Grade 6 • Grade 7 • Grade 8* • Grade 8* • Algebra 1
Science	<ul style="list-style-type: none"> • Grade 6 • Grade 9 	<ul style="list-style-type: none"> • Grades 3–5 • Grades 6–8

*Students beginning Algebra I, Geometry, and/or Algebra II in the 2021–2022 school year may have taken different mathematics courses depending on their individual course pathways. The Start Strong Assessments for Algebra I and Geometry are based on the Grade 8 learning standards and, therefore, measure some of the same concepts. The Start Strong Assessment for Algebra 1 contains more items from the Grade 8 learning standards relevant to algebraic concepts, and the Start Strong Assessment for Geometry contains more items from the Grade 8 learning standards relevant to geometry concepts.

Start Strong Result Interpretation Considerations

- Interpretation Guidance:
 - Student Participation due to pandemic
 - Start Strong Data is NOT comparable to state level Start Strong or NJSLA data
 - Not predictor of NJSLA future performance
- Start Strong assessments provide a data point to support:
 - Curriculum planning
 - Evaluating scope and sequence
 - Providing professional learning supports for DI
 - Individual Student Reports conversations

Section 2

District Analysis

WEST LONG BRANCH SCHOOL DISTRICT

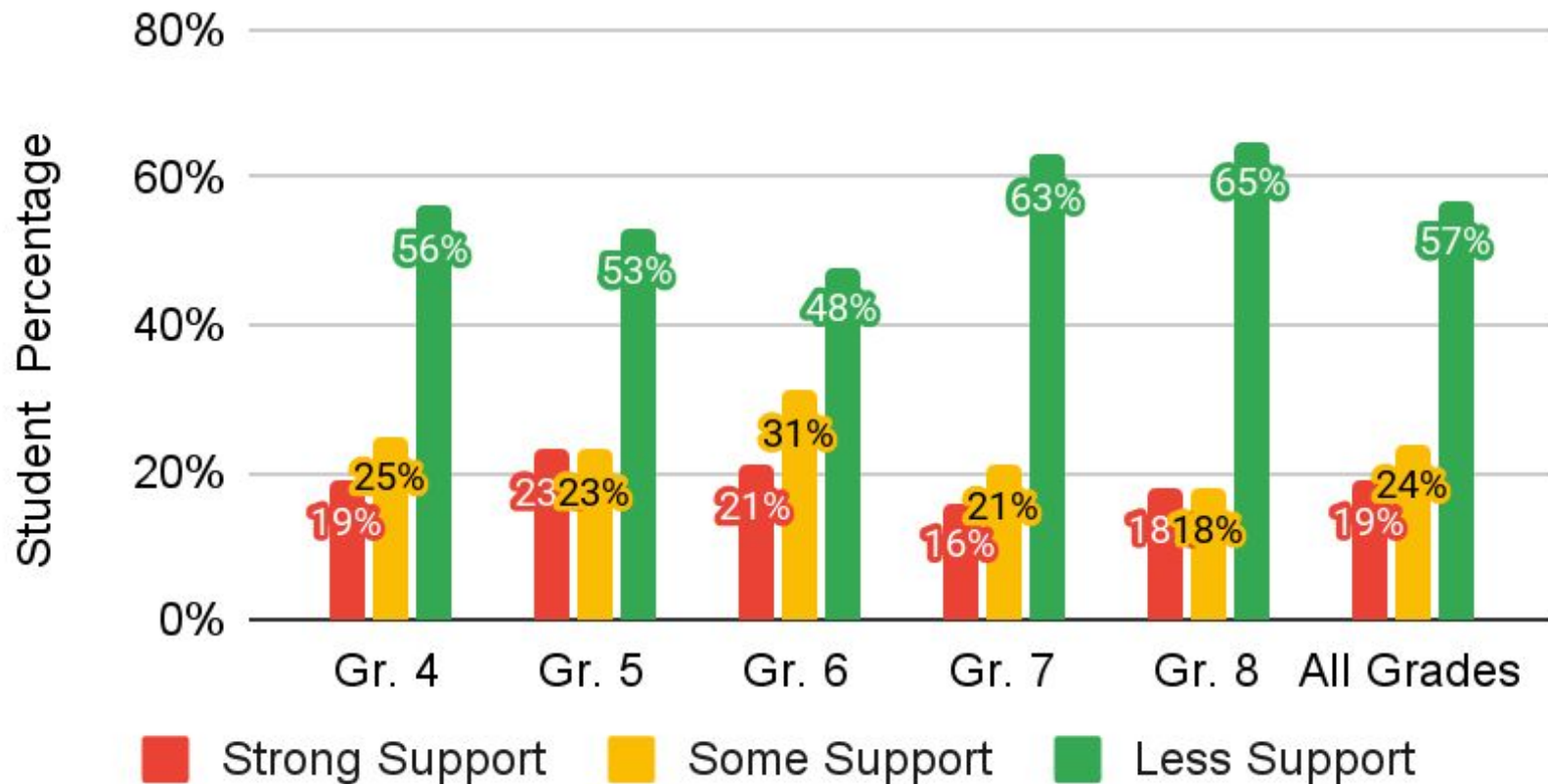
2021-22 Fall Start Strong

ELA/Language Arts

Grade	Total # students Tested	Support Levels					
		Strong Support May be Needed (Level 1)		Some Support May be Needed (Level 2)		Less Support May be Needed (Level 3)	
		2021-22	2021-22	2021-22	2021-22	2021-22	2021-22
		# of students	% of total	# of students	% of total	# of students	% of total
4	59	11	19%	15	25%	33	56%
5	43	10	23%	10	23%	23	53%
6	58	12	21%	18	31%	28	48%
7	43	7	16%	9	21%	27	63%
8	62	11	18%	11	18%	40	65%
All Grades	265	51	19%	63	24%	151	57%

WEST LONG BRANCH SCHOOL DISTRICT
2021-22 Fall Start Strong
ELA/Language Arts

ELA Grades 4-8



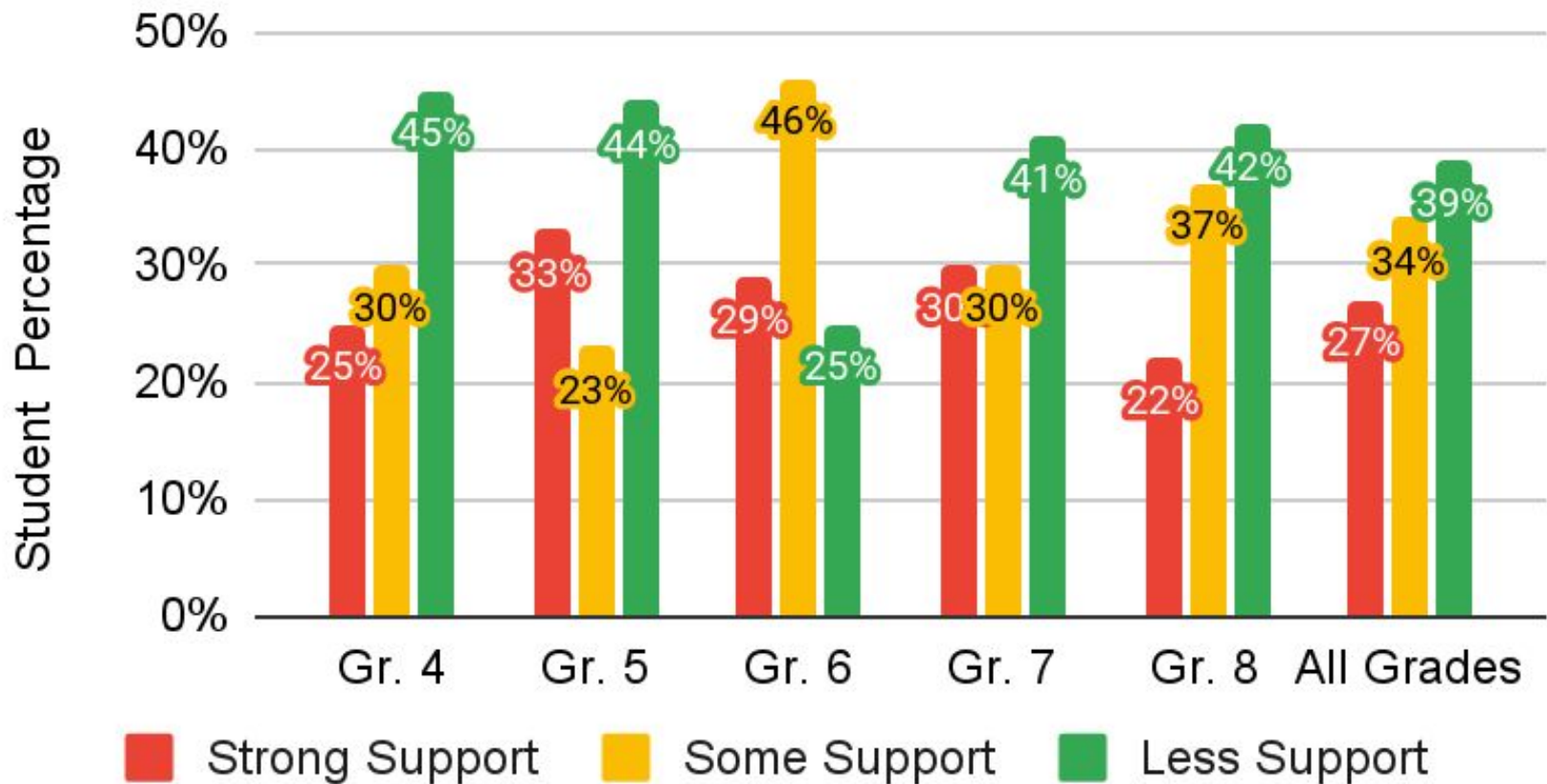
WEST LONG BRANCH SCHOOL DISTRICT

2021-22 Fall Start Strong Mathematics

Grade	Total # students Tested	Support Levels					
		Strong Support May be Needed (Level 1)		Some Support May be Needed (Level 2)		Less Support May be Needed (Level 3)	
		2021-22	2021-22	2021-22	2021-22	2021-22	2021-22
		# of students	% of total	# of students	% of total	# of students	% of total
4	60	15	25%	18	30%	27	45%
5	43	14	33%	10	23%	19	44%
6	59	17	29%	27	46%	15	25%
7	44	13	30%	13	30%	18	41%
8	60	13	22%	22	37%	25	42%
All Grades	266	72	27%	90	34%	104	39%

WEST LONG BRANCH SCHOOL DISTRICT
2021-22 Fall Start Strong
Mathematics

Math Grades 4-8



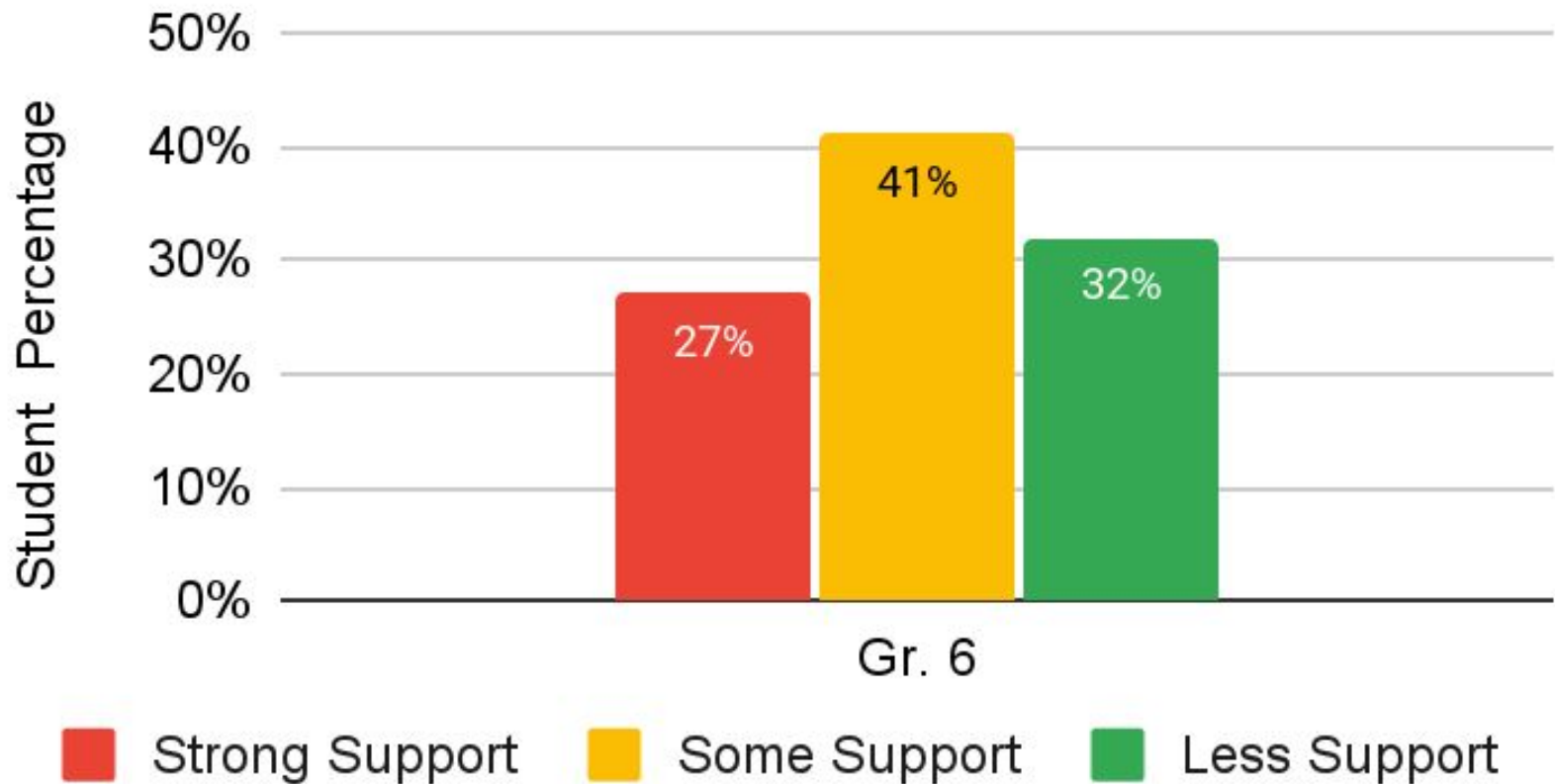
WEST LONG BRANCH SCHOOL DISTRICT

2021-22 Fall Start Strong Science

Grade	Total # students Tested	Support Levels					
		Strong Support May be Needed (Level 1)		Some Support May be Needed (Level 2)		Less Support May be Needed (Level 3)	
		2021-22	2021-22	2021-22	2021-22	2021-22	2021-22
		# of students	% of total	# of students	% of total	# of students	% of total
6	59	16	27%	24	41%	19	32%

WEST LONG BRANCH SCHOOL DISTRICT
2021-22 Fall Start Strong
Science

Science Grade 6



Section 3

Demographic Analysis

English Language Arts
Subgroup Performance

WEST LONG BRANCH SCHOOL DISTRICT
2021-22 Fall Start Strong Performance by Subgroup

Race

ELA/Language Arts

Grade Band	Race	Total # students Tested	% of students Tested	Support Levels					
				Strong Support May be Needed (Level 1)		Some Support May be Needed (Level 2)		Less Support May be Needed (Level 3)	
				2021-22	2021-22	2021-22	2021-22	2021-22	2021-22
				# of students	% of total	# of students	% of total	# of students	% of total
ES (G4)	Asian, Black, Multiple, Other	-	-	-	-	-	-	-	-
	Hispanic	11	19%	2	18%	4	36%	5	45%
	White	45	76%	8	18%	11	24%	26	58%
	<i>All Students</i>	<i>59</i>		<i>11</i>	<i>19%</i>	<i>15</i>	<i>25%</i>	<i>33</i>	<i>56%</i>
MS (G5-G8)	Asian, Black, Multiple, Other	-	-	-	-	-	-	-	-
	Hispanic	33	16%	11	33%	5	15%	17	52%
	White	157	76%	26	17%	38	24%	93	59%
	<i>All Students</i>	<i>206</i>		<i>40</i>	<i>19%</i>	<i>48</i>	<i>23%</i>	<i>118</i>	<i>57%</i>
All Grades	Asian, Black, Multiple, Other	-	-	-	-	-	-	-	-
	Hispanic	44	17%	13	30%	9	20%	22	50%
	White	202	76%	34	17%	49	24%	119	59%
	<i>All Students</i>	<i>265</i>		<i>51</i>	<i>19%</i>	<i>63</i>	<i>24%</i>	<i>151</i>	<i>57%</i>

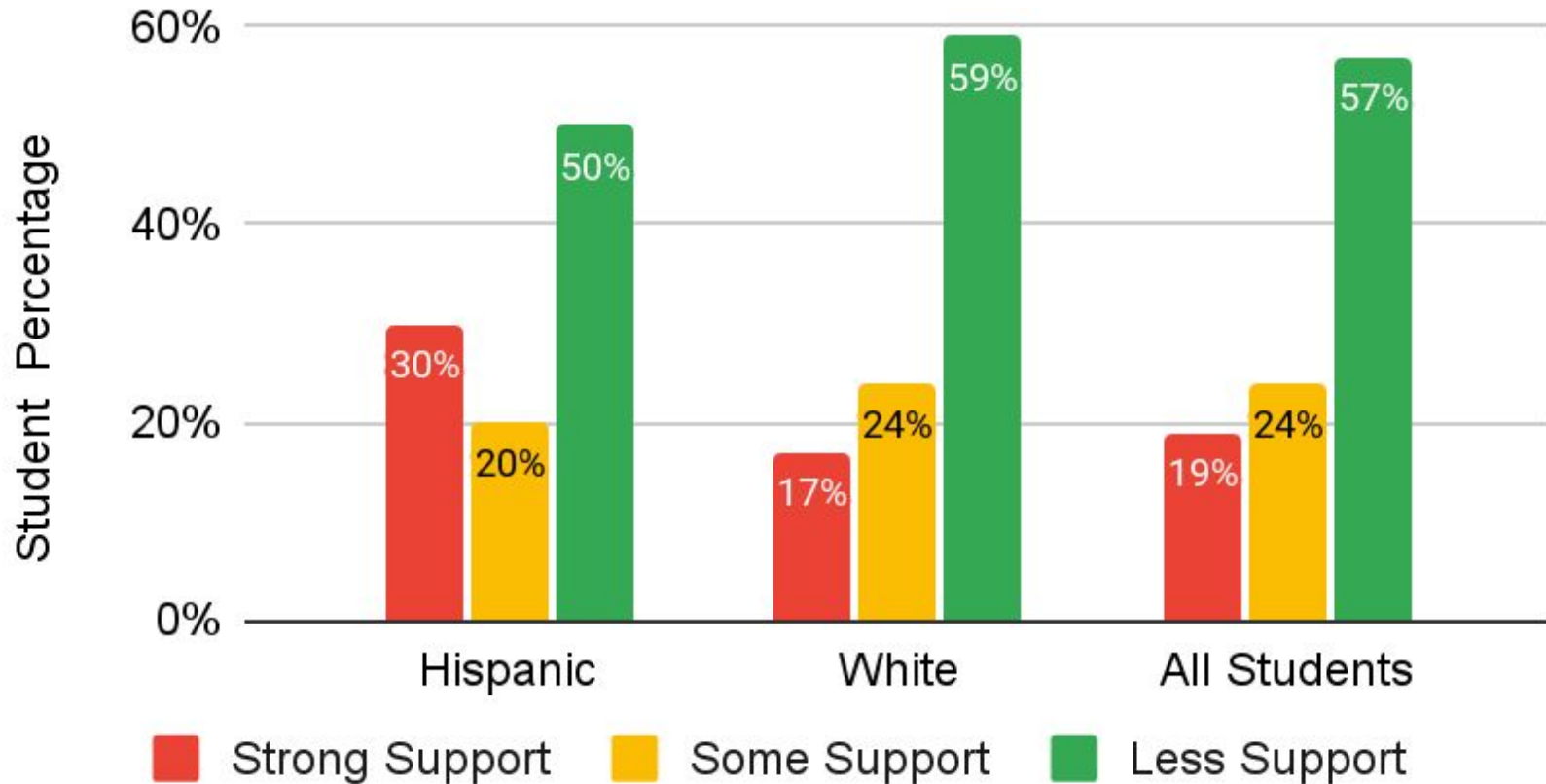
Minimum n-size for reporting = 10 students or more
- indicates n-size too small to report

WEST LONG BRANCH SCHOOL DISTRICT
2021-22 Fall Start Strong Performance by Subgroup

Race

ELA/Language Arts

ELA Grades 4-8

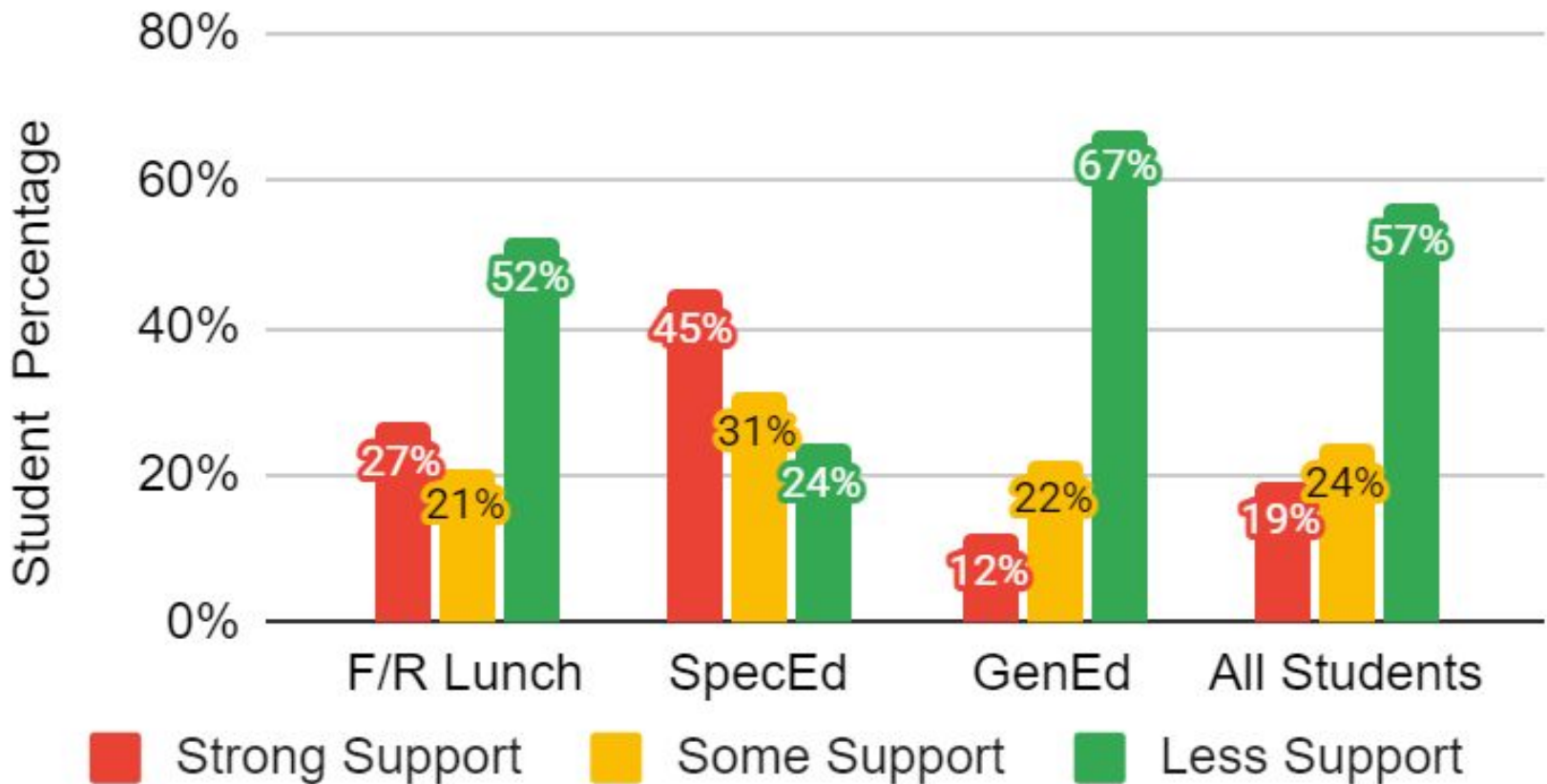


WEST LONG BRANCH SCHOOL DISTRICT
2021-22 Fall Start Strong Performance by Subgroup
Program
ELA/Language Arts

Grade Band	Program	Total # students Tested	% of students Tested	Support Levels					
				Strong Support May be Needed (Level 1)		Some Support May be Needed (Level 2)		Less Support May be Needed (Level 3)	
				2021-22	2021-22	2021-22	2021-22	2021-22	2021-22
				# of students	% of total	# of students	% of total	# of students	% of total
ES (G4)	F/R Lunch	11	19%	0	0%	3	27%	8	73%
	Section 504	-	-	-	-	-	-	-	-
	ELL	-	-	-	-	-	-	-	-
	SpecEd	10	17%	4	40%	3	30%	3	30%
	GenEd	46	78%	7	15%	10	22%	29	63%
	<i>All Students</i>	<i>59</i>		<i>11</i>	<i>19%</i>	<i>15</i>	<i>25%</i>	<i>33</i>	<i>56%</i>
MS (G5-G8)	F/R Lunch	37	18%	13	35%	7	19%	17	46%
	Section 504	-	-	-	-	-	-	-	-
	ELL	-	-	-	-	-	-	-	-
	SpecEd	45	22%	21	47%	14	31%	10	22%
	GenEd	158	77%	17	11%	34	22%	107	68%
	<i>All Students</i>	<i>206</i>		<i>40</i>	<i>19%</i>	<i>48</i>	<i>23%</i>	<i>118</i>	<i>57%</i>
All Grades	F/R Lunch	48	18%	13	27%	10	21%	25	52%
	Section 504	-	-	-	-	-	-	-	-
	ELL	-	-	-	-	-	-	-	-
	SpecEd	55	21%	25	45%	17	31%	13	24%
	GenEd	204	77%	24	12%	44	22%	136	67%
	<i>All Students</i>	<i>265</i>		<i>51</i>	<i>19%</i>	<i>63</i>	<i>24%</i>	<i>151</i>	<i>57%</i>

WEST LONG BRANCH SCHOOL DISTRICT
2021-22 Fall Start Strong Performance by Subgroup
Program
ELA/Language Arts

ELA Grades 4-8



Mathematics Subgroup Performance

WEST LONG BRANCH SCHOOL DISTRICT
2021-22 Fall Start Strong Performance by Subgroup

Race

Mathematics

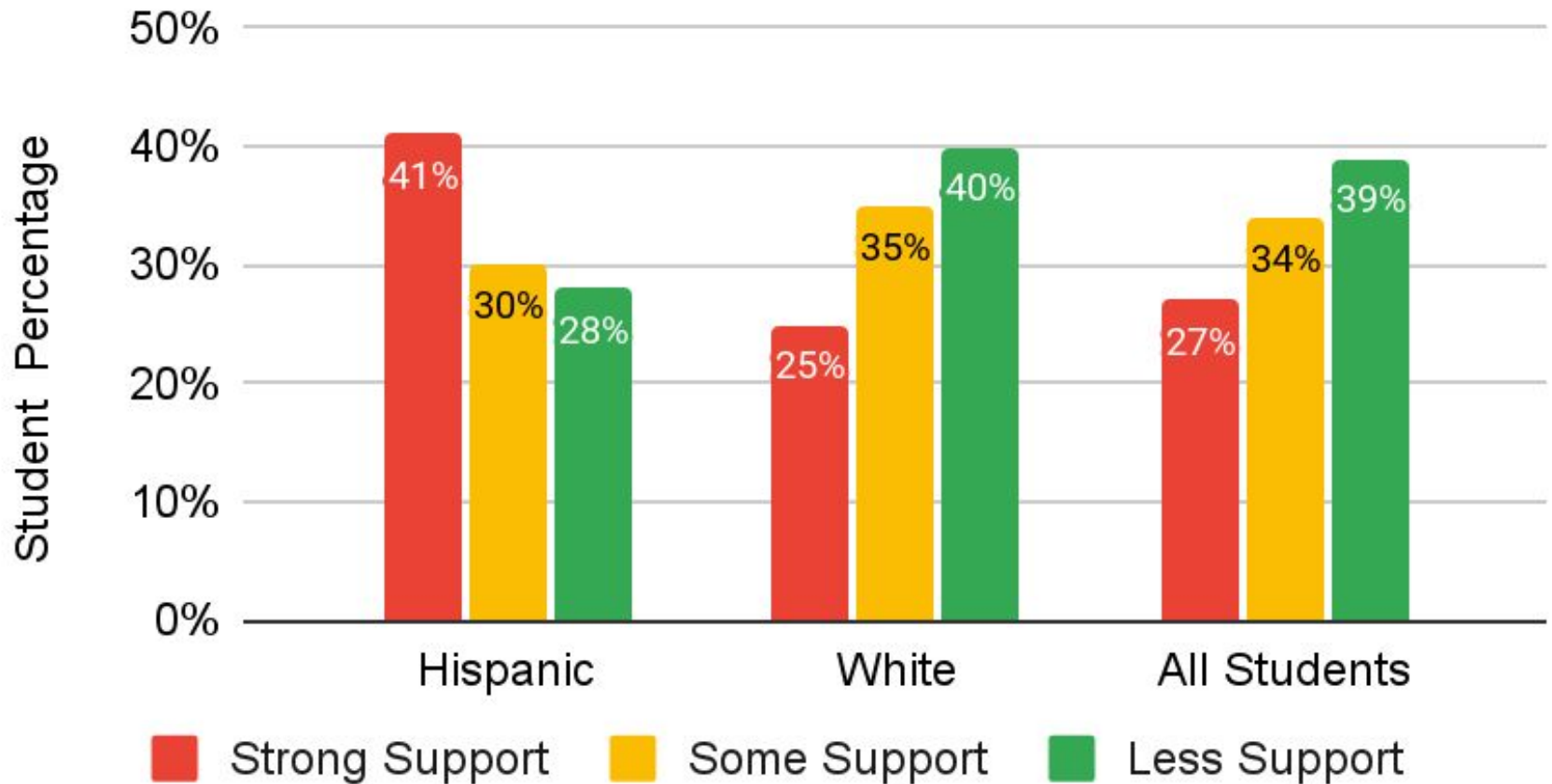
Grade Band	Race	Total # students Tested	% of students Tested	Support Levels					
				Strong Support May be Needed (Level 1)		Some Support May be Needed (Level 2)		Less Support May be Needed (Level 3)	
				2021-22	2021-22	2021-22	2021-22	2021-22	2021-22
				# of students	% of total	# of students	% of total	# of students	% of total
ES (G4)	Asian, Black, Multiple, Other	-	-	-	-	-	-	-	-
	Hispanic	11	18%	2	18%	3	27%	6	55%
	White	45	75%	13	29%	13	29%	19	42%
	<i>All Students</i>	60		15	25%	18	30%	27	45%
MS (G5-G8)	Asian, Black, Multiple, Other	-	-	-	-	-	-	-	-
	Hispanic	35	17%	17	49%	11	31%	7	20%
	White	154	75%	37	24%	56	36%	61	40%
	<i>All Students</i>	206		57	28%	72	35%	77	37%
All Grades	Asian, Black, Multiple, Other	-	-	-	-	-	-	-	-
	Hispanic	46	17%	19	41%	14	30%	13	28%
	White	199	75%	50	25%	69	35%	80	40%
	<i>All Students</i>	266		72	27%	90	34%	104	39%

Middle School (MS) Grade Band includes any Algebra I or Geometry results taken in Middle School
Minimum n-size for reporting = 10 students or more
- indicates n-size too small to report

WEST LONG BRANCH SCHOOL DISTRICT
2021-22 Fall Start Strong Performance by Subgroup
Race

Mathematics

Math Grades 4-8

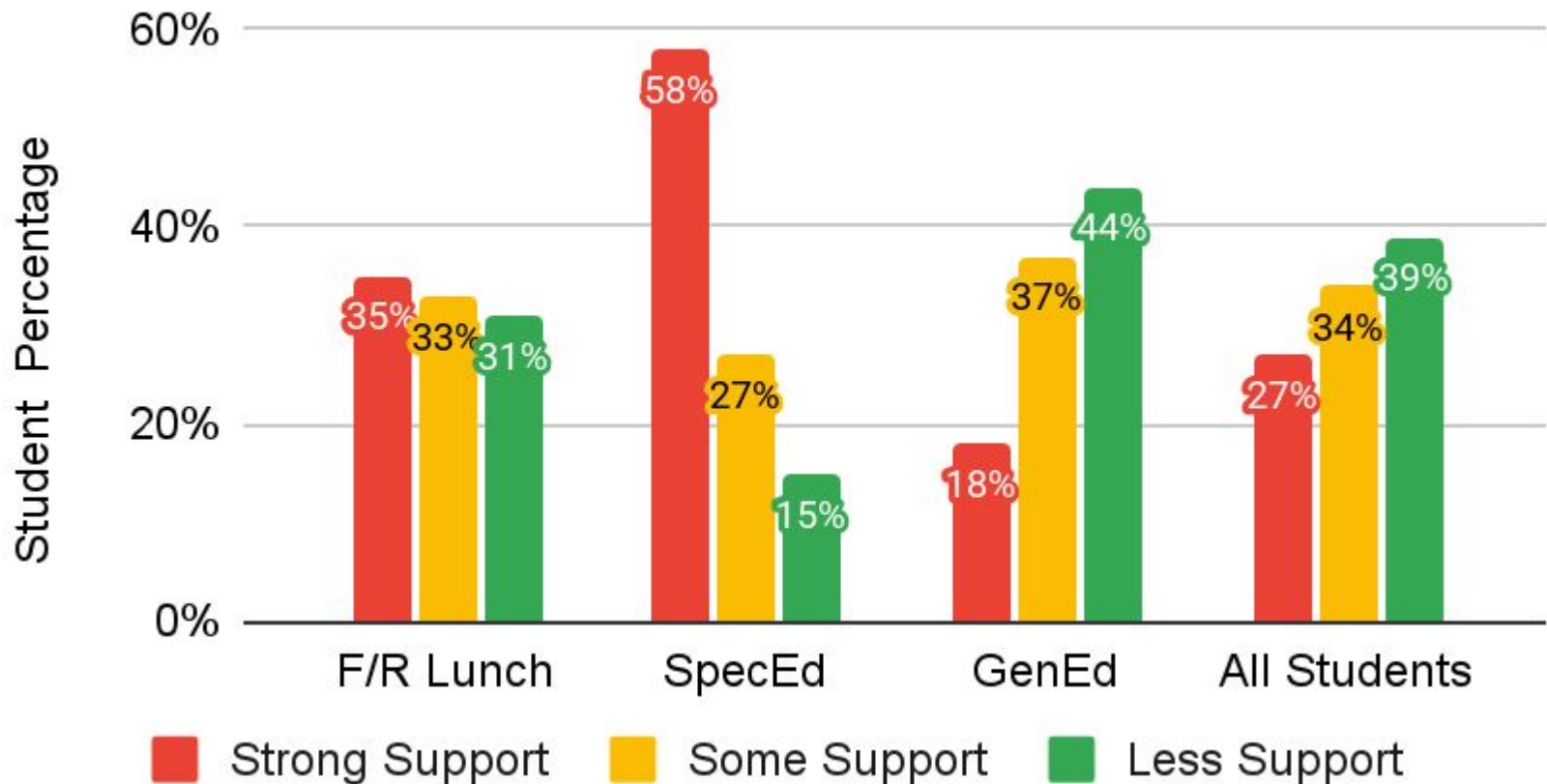


WEST LONG BRANCH SCHOOL DISTRICT
2021-22 Fall Start Strong Performance by Subgroup
Program
Mathematics

Grade Band	Program	Total # students Tested	% of students Tested	Support Levels					
				Strong Support May be Needed (Level 1)		Some Support May be Needed (Level 2)		Less Support May be Needed (Level 3)	
				2021-22	2021-22	2021-22	2021-22	2021-22	2021-22
				# of students	% of total	# of students	% of total	# of students	% of total
ES (G4)	F/R Lunch	11	18%	3	27%	3	27%	5	45%
	Section 504	-	-	-	-	-	-	-	-
	ELL	-	-	-	-	-	-	-	-
	SpecEd	10	17%	7	70%	3	30%	0	0%
	GenEd	46	77%	8	17%	15	33%	23	50%
	<i>All Students</i>	60		15	25%	18	30%	27	45%
MS (G5-G8)	F/R Lunch	37	18%	14	38%	13	35%	10	27%
	Section 504	-	-	-	-	-	-	-	-
	ELL	-	-	-	-	-	-	-	-
	SpecEd	45	22%	25	56%	12	27%	8	18%
	GenEd	155	75%	29	19%	60	39%	66	43%
	<i>All Students</i>	206		57	28%	72	35%	77	37%
All Grades	F/R Lunch	48	18%	17	35%	16	33%	15	31%
	Section 504	-	-	-	-	-	-	-	-
	ELL	-	-	-	-	-	-	-	-
	SpecEd	55	21%	32	58%	15	27%	8	15%
	GenEd	201	76%	37	18%	75	37%	89	44%
	<i>All Students</i>	266		72	27%	90	34%	104	39%

WEST LONG BRANCH SCHOOL DISTRICT
2021-22 Fall Start Strong Performance by Subgroup
Program
Mathematics

Math Grades 4-8



Science
Subgroup Performance

WEST LONG BRANCH SCHOOL DISTRICT
2021-22 Fall Start Strong Performance by Subgroup

Race
Science

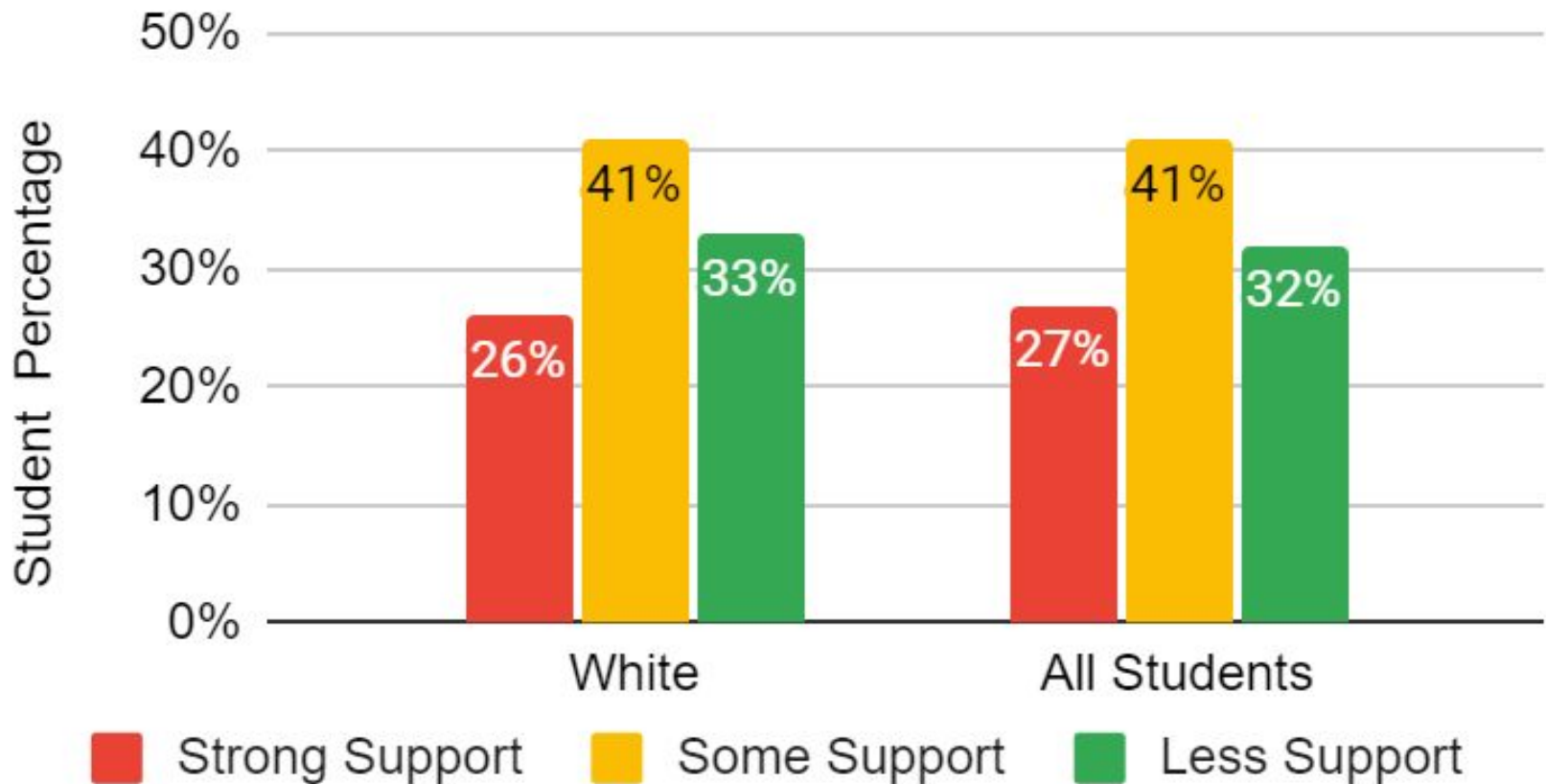
Grade Band	Race	Total # students Tested	% of students Tested	Support Levels					
				Strong Support May be Needed (Level 1)		Some Support May be Needed (Level 2)		Less Support May be Needed (Level 3)	
				2021-22	2021-22	2021-22	2021-22	2021-22	2021-22
				# of students	% of total	# of students	% of total	# of students	% of total
MS (G6)	Asian, Black,, Hispanic, Multiple, Other	-	-	-	-	-	-	-	-
	White	46	78%	12	26%	19	41%	15	33%
	<i>All Students</i>	59		16	27%	24	41%	19	32%

WEST LONG BRANCH SCHOOL DISTRICT
2021-22 Fall Start Strong Performance by Subgroup

Race

Science

Science Grade 6



WEST LONG BRANCH SCHOOL DISTRICT
 2021-22 Fall Start Strong Performance by Subgroup
Program
 Science

Grade Band	Program	Total # students Tested	% of students Tested	Support Levels					
				Strong Support May be Needed (Level 1)		Some Support May be Needed (Level 2)		Less Support May be Needed (Level 3)	
				2021-22	2021-22	2021-22	2021-22	2021-22	2021-22
				# of students	% of total	# of students	% of total	# of students	% of total
Grade 6	<i>All Students</i>	59		16	27%	24	41%	19	32%

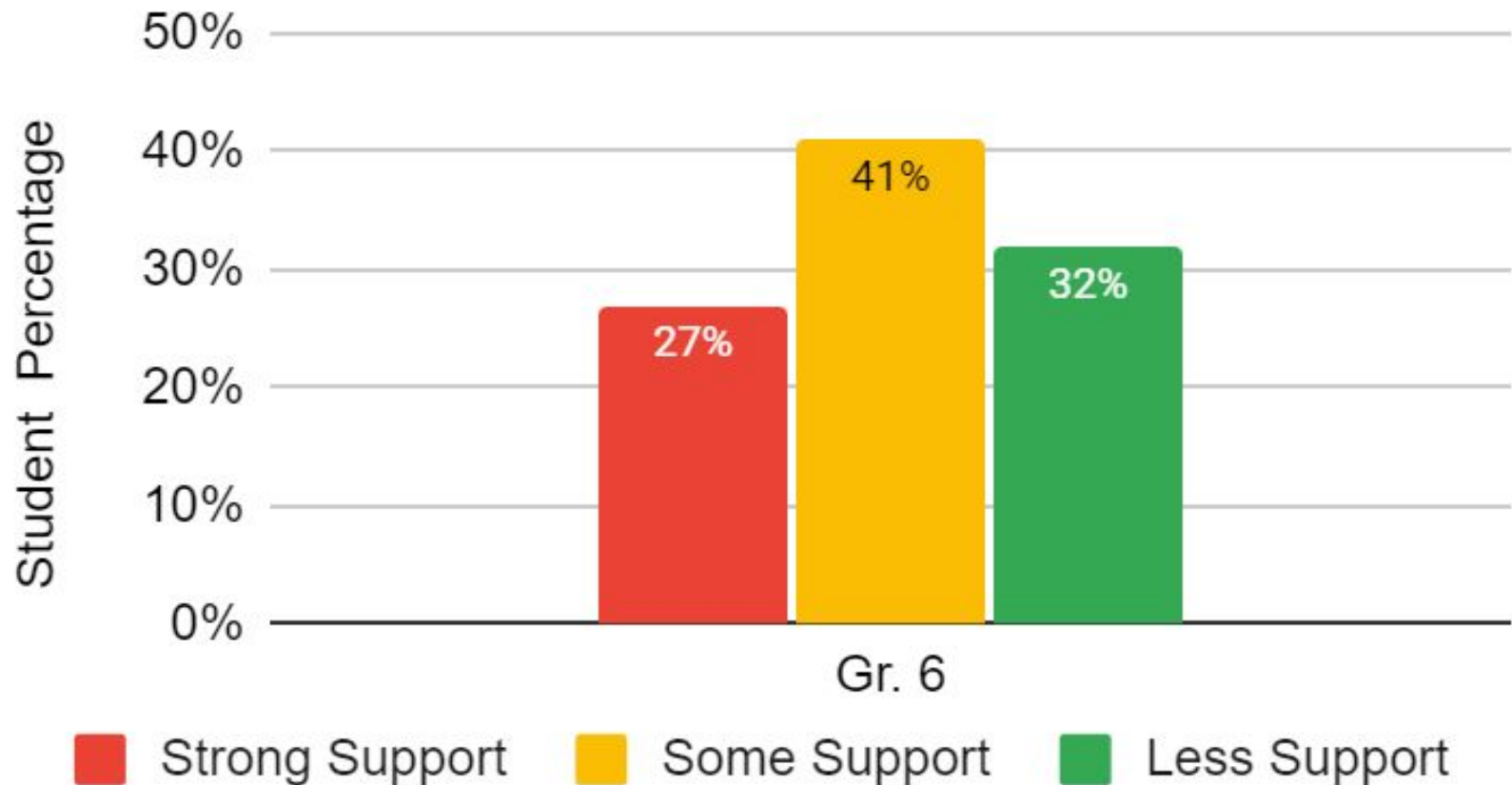
Minimum n-size for reporting = 10 students or more
 Subgroup sizes too small to report

WEST LONG BRANCH SCHOOL DISTRICT
2021-22 Fall Start Strong Performance by Subgroup

Program

Science

Science Grade 6



Notable Achievements and Interventions

- The majority of our students demonstrated the need for less or some support in all three content areas.
- Strongest performance ELA.
- Equally strong performance in Mathematics and Science.
- Intervention
 - During the school day
 - After school
 - Summer 2021 and 2022
- English Language Learners daily language and content area instruction.
- Classified students participate in individualized and small group instruction, per the IEP.
- The CST and Teacher collaboration on goals and objectives for students' achievement.
- New data warehousing program.
- New resources and revised curricula under review in ELA and Math.
- New master schedule.

An abstract painting with a textured, layered appearance. The dominant colors are various shades of red, orange, and brown, with a prominent horizontal band of magenta or purple in the center. The brushstrokes are visible and expressive, creating a sense of movement and depth. The overall composition is rectangular with slightly irregular, torn edges.

Success is the sum
of small efforts,
repeated day in
and day out.

Robert Collier